

The il Leak

June 2020 Minuteman Model A Ford Club Volume 57 Issue 6

[June Events Canceled see page 2](#)

The President Speaks:



Hello model A members:

Can any of you believe what has transpired over the last 2 to 3 months. I hope all club members are staying well and keeping a good healthy approach to these problems.

Everyone knows that future gathering over the next few months are still very much up in the air. As the days go by more and more things get canceled. For now I can tell you our summer bash on June 13 is off and Sudbury 4th of July parade is canceled. We will let you know thru E Mails of future cancellation plans.

On a different side I hope you have been doing some quick rides. I have enjoyed many afternoon trips around town. You will enjoy it too if you get out.

As for the future the MAFCA NATIONAL CONVENTION June 21-26 in Texas was canceled and rescheduled for 2022. I am now looking forward to the NATIONAL TOUR based in North Conway New Hampshire next year June 20-24 2021. We as a club should make a concentrated effort to get as many members to attend this event next year!!

Please don't forget to stay healthy by doing the social distance thing and wearing face masks whenever you go out. I am sure you all know it works !!!!!

**Have A
GREAT
Fathers Day!**

KEEP SMILING EVERY DAY

Doug Farrell



Sunshine

Sue Champagne
(sdchampagne1931@gmail.com)

One card was sent out this month to the family of Jim True (see page 7). Our condolences go to the True family.

Please stay safe.

If you know of a member who needs a little cheering up contact me.

Coming Events

(Tours Start at Wayland Town Center RT 20)

~~June 3: Ice Cream~~

~~June 7: Wellesley College Alumni Parade~~

~~June 13: Club Picnic at Kerns'~~

~~June 27: Wyndham Junction~~

The two National Conventions (MARC and MAFCA) have been rescheduled to 2021 and 2022 respectively

Our June events will be canceled. However for latest changes check oilleak.org for any updates.

Minuteman Model A Ford Club

Treasurer's Report
March, 2020

Income:

Member Dues	120.00
Total Income	\$ 120.00

Expense:

Oil Leak Postage	250.00
Oil Leak Printing	70.00
Tour Card Layout	150.00
Total Expense	\$ 470.00

Net Income \$-350.00



MINUTEMAN HISTORY

by Art Callan

JUNE 1985 35 YEARS AGO

Meeting at Ed Wedge's house in Northboro.
Jim Foran spotted an old car with a club bumper banner, and thus began a discussion with great results.
Don Rising got us a dozen passes for the Dead Horse Hill climb in Worcester.
Two guests visiting from Holland--Joop & Marlies Plaggenborg.
Second Ice Cream tour on June 12th.

JUNE 1995 25 YEARS AGO

Club meeting a Bob & Dottie Noyes in Sudbury.
New member, Vin DelMastro, of Newton.(Now in GA)
Annual Tool Award in memory of Ed Giovannella presented to Louis LaChance of Hudson.
MADD & SADD gifts presented.
Tours: Wellesley College Parade, Strawberry Picking, BINKY BBQ, club picnic at the Clarks, Collings Tailgate Party.

JUNE 2005 15 YEARS AGO

Meeting at Harold & Sally Legge's in Natick.
Tours: Hildene, Wellesley College Parade, July 4th in Sudbury, Tune-Up clinic at Jack & Jo's, Super Tour Meeting at Steve Goldberg's, Car Show on TV38.

-----ARTIE FACT (by Housebound in FL)-----

The Tucker automobile had a "cyclops" headlight in the center of the front grille. It turned in the direction you were steering. But, did you know, that Ford also offered this feature as an accessory in 1949 and 1950?

My wife, Patsy, was in labor and I was sure it was time to go to the hospital. I called the doctor and told him my wife was ready and SHOULD WE COME?

The doctor asked me how much time was there between contractions. I screamed to Pat, HOW MUCH TIME BETWEEN. 10 minutes. The doc says OK, and is this her first child. NO, you stupid nitwit, this is her husband.

National Organizations: If you are not already members of the following organizations, consider joining them.



Model A Ford Club of America (mafca.com)
Membership dues \$50/year



Model A Restorers Club (model-a-ford.org)
Membership Dues \$45/year



Model A Ford Foundation (maffi.org)
and the Model A Ford Museum \$25/yr

Secretary's Report

No April 7, 2020 Meeting
Nothing to Report and Stay well

MEMBERS OUT & ABOUT IN THEIR MODEL A'S



Upper left: The Champagnes out for a picnic lunch at Minuteman Park in Westborough

Upper Right: The Lindens out for an Ice Cream at Erickson's in Maynard. No long line.

Left: Jack LeDuc making sure his Coupe's face mask fits properly.

Below: The Marshalls out for a ride in South Carolina

Anyone Interested in a drive only tour. It would be nice to get out as group and drive the Model A's. It has been a long time since our last tour.

If you have an idea for a tour send out your suggestion via
oilleak@googlegroups.com



2019 Board of Directors

President - Doug Farrell dfarrell1416@gmail.com

Vice President - Bob Mangan

Secretary - Rick Gadbois r.gadbois@comcast.net

Treasurer - Barbara McElhiney mcelhiney@rcn.com

Membership - Nan Linden 508-485-7575 met59a31@aol.com

Editor - Doug Linden douglinden@aol.com

Steering Committee

Wayne Champagne, Rich Batstone, Tom Zappala, Harold Samuels, Jo Johnson - Emeritus

Tour Directors: Don Ross 617-584-5245

Sunshine: Sue Champagne sdchampagne1931@gmail.com

Newsletter Distribution: Sue Champagne sdchampagne1931@gmail.com



REMINDER - Please visit the club website at OILLEAK.ORG for the latest announcements concerning the status of any club event. The rules for gathering are constantly changing and we will post any cancellations to our scheduled events. Thank You!

Canceled.....Our 2020 Vermont Antique and Classic Car Meet, "The August Waterbury Show" has been canceled.

It has been a very difficult decision for us to make but after analyzing advice from the state of Vermont and our health professionals, we feel we have no choice.


Our 2021 show planning will start immediately, so put the 13th, 14th and 15th of August 2021 on your calendar.

Bigger and Better will be our 2021 theme and we will be working for the next 15 months to make it a reality.

Questions:

Call Duane Leach, 802-849-6174 or email, dmleachs@gmail.com

Call Bob Chase, 802-253-4579 or email rccwrn@stoweaccess.com



vtauto.org





Model A For Sale

1930 Town Sedan is a very nice restoration with twin side mount tires, a trunk, and correct wood grain trim on the interior garnish moldings. The color is Chicle Drab and Copra Drab. The car comes with a great tool kit for display. Asking \$22,500

Contact Skip Dunham. Cell: #508-272-5400
House: #508-316-3439.



POSTPONED UNTIL FURTHER NOTICE
Hopefully soon.



Weekly Breakfast Group



Doing anything on Wednesday morning? No. Well then, you are invited to join the group for



breakfast at the Big Apple, 890 Boston Post Road East (RT 20) in Marlborough, MA. The food is good and there is



MINUTEMAN
MODEL "A" FORD
CLUB OF MASSACHUSETTS

2020 Membership Form

P.O. Box 545
Sudbury, MA 01776
Annual Dues \$20.00

First name: _____ Last name: _____

Spouse/Significant other: _____

Street: _____

City: _____ State: _____ Zip: _____

Email: _____ Phone: _____

Would you like to receive the newsletter via email? Yes: _____ No: _____

Are you a Members of: MAFCA: _____ MARC: _____ MAFFI: _____

Model A Information: Year: _____ Body Style: _____

Please make check payable to: Minuteman Model A Club and mail to:

Minuteman Model A Club
PO Box 545
Sudbury, MA 01776

Jim's Tech Tip

by Jim Cannon



Installing New Radiator Hoses

Heat takes a toll on the radiator hoses, especially the upper hose. The radiator hoses on a Model A can be a pain to install, particularly the lower ones with the pipe. Here are a few tips I have picked up to make the job easier.

Use a lubricating non-hardening sealant inside the hose ends to make it easier to slide them on to the engine and radiator necks, and easier to move them around when you need to. The best one that I have found is called Hylomar AF (I get it from W.W. Grainger). A thin coating inside the hose helps it slide around when installing, and will also make it easier to remove in the future.

On the lower pipe, install one short hose on each end of the pipe and secure each with a clamp. Estimate where you want the hoses to be, but be prepared to move them later after a trial fitting. Slide the hose end first on to the radiator outlet at the bottom and slide it far forward. Then work the other end's hose over the cast iron water inlet and slide up. Feel through the hose to find the bead on the inlet and clamp on the engine side of the bead. Then tighten the clamp at the radiator.

The upper hose uses a similar technique. Slide the hose first down on the cast iron engine gooseneck. Carefully work the other end over the radiator inlet and slide it up. Then position the hose clamps near the end of the hose and tighten them.

Do not over tighten the hose clamps, especially the ones on the radiator. If you do, you can buckle and crush the thin brass, and you will cut into the hoses. You should not have to make the clamps too tight if you use some sealant. Start out with them just snug and then only tighten more if coolant drips from the hose when the system is full. After driving a few times, go back and check the clamps, snug them up a bit if needed.

That's it! Have a Model A Day! Jim



Copyright 2004 by Jim Cannon



Jim True and his 1931 AA Truck "Ruby Light"
with his son John and 4 grandchildren

Jim True 1927 – 2020

Sad news to report, long time member Jim True has passed away due to complications from COVID-19. Jim was active in the club for many years and served as club President and as Treasure for both the 1988 National Convention in Sturbridge and the 2001 New England Meet. It was through Jim's guidance overseeing the national convention that we were able to establish our endowment fund which is still providing benefit to the club today.

Jim was a regular member of the Winter Blah's flea market team and always the last one to leave as he headed up the cleanup committee. Jim was pretty noticeable driving his AA truck, it was big and VERY red. He took great pride in his personal restoration projects, from start to finish. His 1931 Model

AA truck was literally restored to original specifications including the lumber from Georgia (Georgia Pine) for the bed.

One of Jim's passions was for boating and being on the water. His boat "projects" included a 1967 23-foot Owens cabin cruiser and 1975 Chris-Craft 25-foot express cruiser – named respectively, "Its True" and "Its True Too."

While restoring his boats was an important task, what he truly loved was being on the water in them. He explored the entire eastern seaboard from Penobscot Maine through Boston Harbor down to the Chesapeake Bay and up and down the Rappahannock River and beyond.

Our condolences go out to Jim's family for their loss.

Cleaning the Glass Sediment Bowl

Recently I was out driving my Coupe running errands. I pulled out of a parking lot when the car started to surge and jerk which ended with a big backfire. That seemed to clear the problem and I drove on my merry way without further incident. I wondered as I drove home why that happened. The one thing that came to mind is that my carburetor jets had been clogged with debris which was then blown clear by the backfire. So I checked the sediment bowl when I returned home. Sure enough, upon inspection, there were some suspect particles in the sediment bowl. Below I have included some information from Jul/Aug 1998 Restorer on cleaning the glass sediment bowl.

The glass type sediment bowl can be cleaned by removing the glass bowl.

- 1) Turn OFF gas shut off valve.
- 2) Turn the wheel under the glass bowl counter-clockwise 3 or 4 turns and release the bail wire.
- 3) The bowl can then be removed for cleaning.
- 4) Clean or replace the filter screen. The screen must sit fully into the recess in the top of the bowl. A new screen may have to be trimmed to fit below the top edge of the bowl.
- 5) Install a new cork gasket on the top edge of the bowl. (over the brass screen)
- 6) Place the bowl in the casting and slip the wire bail under the bowl and tighten the wheel. (just enough to keep fuel from leaking)
- 7) Turn ON the gas shut off valve before driving.

I like to put an old paint mixing container under the sediment bowl to catch any fuel that might spill out. I prefer using the cork gaskets to the neoprene gaskets that are also available. The ethanol fuel tends to make them deteriorate quickly. It's a good idea to check the glass sediment bowl every couple of months and keep the debris from clogging your carburetor.

Article from the Orange County Newsletter; picture from Bratton's Catalog




Southborough Memorial Day Parade

I was helping member Jim Hickey get his Model A up and running for the season and he mentioned that there was going to be a parade to salute our veterans and he was going to attend. That sounded like a good opportunity for me to get our Model A, so Jim made a quick call and got an invitation for me and other members to join in as well.

I sent out an email to the local area members and on Friday May 22, we had 5 Model A's show up to salute the veterans in the town as part of the Memorial Day Weekend celebration. Due to the restrictions of large gathering the local town ceremonies were canceled and as a result the local **Dull Mens Club** sponsored this event. I can say the group of guys we met from the club were definitely not Dull! The parade was short on distance big BIG on delivering lots of smile to the waving people we passed by. We all had a good time.

Thanks to Jim Hickey, Doug & Nan, Wayne & Sue, Jack & Karen and Bob & Cindy for participating and the rest of the Dull Men



Did You Know

Ford Flathead V-8s Lived On To 1967

By: David Ziegler

The Ford Motor Company had branches in many countries with distinct lines and Models of cars. In the past that also included France. There Ford merged with the French company Mathis (1934) under the new name "Matford" and one of their later models became the "Matford Vedette" (1950) with the Ford Flathead V-8 installed. In November of 1954, Simca bought it all, so an almost identical "Simca Vedette" came the following year (1955).

Simca made the Vedette for several years, and the very last of them were made in Brazil in the early 1970's. Chrysler took over Simca in 1958. So the last of these legendary Ford flathead V-8 engines for, civilian use, were made from 1959 to 1967 by Ford's rival, Chrysler, in Brazil.

The French engines came in several different setups but the block in all of them were almost identical to the late Ford 8BA made from 1949 to 1953 except for the bell housing that were identical to the early 1932 to 1948 engines. It is said the French engines were of better quality, but generally speaking they are compatible with Ford parts. DZ

Swap Meets Canceled

- **May 31:** Epping, NH
- **June 7:** V8 Flea Market at the Fitchburg Airport is canceled.
- **Aug 7– 9:** Waterbury (Stowe) VT show and flea market canceled. See notice on page 4.



IMPORTANT RMV Update

The annual motor vehicle safety and emissions inspection expiration dates are being extended as follows:

- All commercial and non-commercial vehicle inspection stickers that expire on March 31, April 30, and May 31 have been extended for 60 days.
- Inspection stickers that expire in **March 2020**, were originally extended until May of 2020 have another 60 day extension applied and will now expire in **July 2020**.
- Inspection stickers that expire in **April 2020**, will now expire in **July 2020**.
- Inspection stickers that expire in **May 2020**, will now expire in **July 2020**.
- Commercial and non-commercial vehicles that are issued a failed inspection sticker (indicated by a sticker with a red or black letter 'R') that is due to expire in the month of March, 2020, must be re-inspected by May 31, and all vehicles issued a failed inspection sticker due to expire in the month of April, 2020, must be re-inspected by June 30. Additionally, the one free re-test for these vehicles is also extended to May 31 or June 30 provided the re-test is performed at the same inspection station that performed the initial inspection.
- Regardless of the date of inspection, vehicles issued a failed inspection sticker due to a safety defect (indicated by a sticker with a red letter 'R') shall **not** be operated until appropriate repairs have been completed.

Hope this information helps,
more information is available at
mass.gov/rmv

Class "A" Ads



**CENTRAL MASS
POWDER COATING**

It's all in the details

32 Greeley St
Clinton MA 01510
info@CentralMassPowderCoating.com
www.CentralMassPowderCoating.com

Chad Cote

(978) 365-1700



HAROLD SAMUELS

— Realtor, Broker —
Sales Associate at William Raveis

C. 781.572.1592 | F. 781.861.9601
harold.samuels@raveis.com
http://haroldsamuels.raveis.com

1713 Massachusetts Ave | Lexington, MA 02420

EST. 1840

H.H. WARREN INSURANCE AGENCY, INC.

22 GLEASONDALE ROAD, STOW, MA 01775

jsmith@hhwarreninsurance.com

JEFFREY D. SMITH
President

Telephone: (978) 897-7074
Fax: (978) 897-9320

Mm

**MITCHELL
MANUFACTURING**



Steve & Cyndi Mitchell

Mitchell MFG.

530-458-4500 800-859-2088
www.mitchelloverdrivemfg.com

MODEL A FORD
SYNCHRONIZED-TRANSMISSION FORD OVERDRIVES/UNDERDRIVES
VINTAGE CAR OVERDRIVES 1928-1948

P.O. Box 925

1157 Parker St.

Colusa, CA 95932



Only

Minuteman

License Plate Toppers

Contact Larry Conley

lconley30@aol.com

\$19.00



TAM'S MODEL "A" PARTS

42 TEMPLE STREET
WEST BOYLSTON, MA 01583

Tel: (508) 835-9292
(800) A-PARTS-1
Fax: (508) 835-9199

www.modelaparts.com
email: tamsforda@aol.com



Support Our Sponsors

When You Need Help Please Contact one of our Sponsors

Breakfast  Lunch

BIG APPLE

890 Boston Post Road East
Marlborough, MA

1988 BACK ACRES CIRCLE
MOUNTAIN VIEW, MD 21771

BRATTON'S
ANTIQUE AUTO PARTS

TOLL FREE
Order 800 255-1979
Fax 800 774-1630
(U.S. and Can. in Call)

Information 9: (301) 629-9880
Unassisted Fax 9: (301) 629-1988

- Our catalog contains more than 1,200 Model A parts, each with a FULL description and illustration.
- Many full page schematic drawings to help identify parts and assembly sequence.
- Supplying quality by using over 90% U.S. made parts.
- Serving the Model A restorer with quality parts since 1977.

Send for a FREE 194 page illustrated
Model A catalog

WEB: www.brattons.com

200 Pleasant St.
Unit B
Towksbury, MA
01876

ANTIQUE FORD & CLASSIC CAR
★ PV ★
A MILLWORKS
REST. & REPAIR CO.
ESTABLISHED 1975

PVFORD.COM
Parts:
978.851.9159
Service:
978.848.0024

ANTIQUE FORD & GM PARTS • FULL RESTORATIONS
GENERAL SERVICE • HOT ROD SPEED PARTS • FABRICATION



RICHARD BATSTONE
Sales Associate
(508) 393-5500 OFFICE, (978) 875-3387 CELL
(508) 449-4746 DIRECT
(508) 393-0023 FAX
Richard.Batstone@NEMoves.com


COLDWELL BANKER

RESIDENTIAL BROKERAGE
Post Road Market Place
318 Main Street
Northborough, MA 01532
www.NewEnglandMoves.com

Owned And Operated By NRT LLC.



A-Ford-able Parts
Specializing in Model A Ford Parts 1928 - 1931
Phone: (706) 652-3866 • Fax: (706) 652-2492
Web site: www.mikes-afordable.com

 EST. 1947

RUSMART
AUTO UPHOLSTERY

CUSTOMS
ANTIQUE
BOATS
RV'S

723 MAIN STREET (RTE. 12), NORTH OXFORD, MA 01537

Ken & Art Clements **(508) 987-1171**

EVERYTHING FROM A TO Z!

Snyder's
ANTIQUE AUTO PARTS

FREE
CATALOG
\$10.00 Outside the U.S.



888-262-5712
snydersantiqueauto.com

THE WORLD'S LARGEST SUPPLIER OF 1898-31 FORD PARTS!



Minuteman Model "A" Ford Club
PO Box 545, Sudbury, MA 01776



June 2020

**Please
Mail to:**

Be sure to visit www.oilleak.org

June Meeting Canceled

Well the coronavirus continues to be a factor in our ability to get out and about in our Model A's. The Governor has allowed Phase 1 of reopening the state, but how this relates to clubs activities and tours is still unknown.

The BOD decided that all events should be considered canceled until further notice. So check the Minuteman website or facebook page for the latest info on resumption of tours.



Monthly Meetings are held on the first Tuesday of the Month at the Memorial Congregational Church, 26 Concord Rd in Sudbury. Meetings start at 7:30 PM, preceded by "Tire Kicking" at 7:00 PM.