

The il Leak

May 2022 Minuteman Model A Ford Club Vol 59 Issue 5

The President Speaks:

May brings the great weather of New England, warm days, cool nights, and no humidity. <PERFECT>. By the time you read this our club will have completed the Post Office Brunch in Grafton and the annual Tour Clinic at the Legge's. I hope all who were involved had a great time.

This month we have on 5/11 Dairy Joy in Weston, 5/22 Veteran parade Wellesley and 5/31 still looking for a volunteer tour guide talk to Don Ross to help

Look at the Model A News for March-April. On page 54 there is a 1931 Model A Telephone Truck for sale. Doug Linden helped The Model A Ford Foundation (MAFFI) in Michigan purchase this truck. It will be a Featured Truck at Model A Days Sept 16 and 17, 2022. Think about going this year.



Reading the March 2022 THE A PRESERVER newsletter. I noticed our club had 9 monetary Memorial Donations from 1 Jan 22 to Feb 2022. We as a club should be proud to help in the preservation of Ford Model A's for generations to come.

Looking forward to seeing many of you on tours this summer.

Next Meeting May 3rd!! In Sudbury.

KEEP SMILING EVERY DAY

Doug Farrell



Sunshine

Sue Champagne

No Cards sent this month.

If you know of a member who needs a little cheering up contact me.

sdchampagne1931@gmail.com)

Coming Events

(Tours Start at Wayland Town Center RT 20)

Apr 30 Tour Clinic, Legge's in Natick (by appointment)

May 3 7:30 PM Regular Club Meeting

May 11 6:30 PM Dairy Joy Weston. TL Don Ross

May 22 1:00 PM Wellesley Parade This is a paid event
Meet at Highway Dept RT's 9 & 16

May 31 6:30 PM Dinner

June 5 10:00 AM Wellesley College Reunion Parade
Meet on Campus This a paid event

June 7 7:30 PM Regular Meeting

Minuteman Model A Ford Club

Treasurer's Report
March, 2022

Income:

Advertising (Oil Leak Ad)	\$ 25.00
Club Items sold (hats)	58.00
Coffee Can	21.00
Memorial Donations (JJ)	175.00
Flea Market (Raffle, Snacks)	771.50
Flea Market Attendance	812.00
Flea Market Vendor Fees	340.00
<u>Member Dues</u>	<u>320.00</u>
Total Income	\$ 2522.50

Expense:

Coffee Supplies	\$ 16.00
Flea Mkt Expense	89.91
Holiday Pty deposit	100.00
<u>Oil Leak Printing</u>	<u>70.00</u>
Total Expenses	\$ 275.91
Net Income	\$ 2246.59

MINUTEMAN HISTORY

by Dick O'Brien

MAY 1987 35 YEARS AGO

President Dave Mailly had a short business meeting so we could launch into the annual club auction. The auction was another great success led by our fearless auctioneer Phill Iorio. One club member was "fined" for driving a Chevy on our Model A Ford Tour! May 1987 is when our club was officially Incorporated!

MAY 1997 25 YEARS AGO

The June Summer meeting was held at Harold and Sally Legge's home in South Natick. On June 1st the MARCOM and Cape Cod Chapters joined the Minuteman Chapter on a picnic tour to the Cape Cod Canal. The May 6th meeting was a Technical Information Exchange on Model A tools.

MAY 2007 15 YEARS AGO

This year was the 14th time club member Tom Zappala ran the Boston Marathon for Dana Farber. The 13th annual Winter Blahs Report claims that even though there was a MAJOR snowstorm the day before our Swap Meet, we had over 300 bargain hunters burying up the treasures!

Doug Linden received his MARC **50,000** Mileage Award.

----- ARTI-FACT -----

See page 5

National Organizations:



Model A Ford Club of America (mafca.com)

Membership dues \$50/year



Model A Restorers Club (model-a-ford.org)

Membership Dues \$50/year



Model A Ford Foundation (maffi.org)
and the Model A Ford Museum \$25/yr.

2022 Board of Directors

President - Doug Farrell dfarrell1416@gmail.com

Vice President - Wayne Champagne (pro tem)

Secretary - Rick Gadbois r.gadbois@comcast.net

Treasurer - Barbara McElhiney mcelhiney@rcn.com

Membership - Nan Linden 508-485-7575 met59a31@aol.com

Editor - Doug Linden douglingen@aol.com

Steering Committee


Vacant, Rich Batstone, Tom Zappala, Harold Samuels, Jo Johnson - Emeritus

Tour Director: Don Ross 617-584-5245

Sunshine: Sue Champagne sdchampagne1931@gmail.com

Newsletter Distribution: Sue Champagne sdchampagne1931@gmail.com

Weekly Breakfast Group



The breakfast group at the Big Apple, 890 Boston Post Road East (RT 20) in Marlborough, MA is back and growing. We have our vaccinations and the Big Apple staff follows Covid cleaning protocol. Why not join us there is always room for you.



2022 MEMBERSHIP Application Form



PLEASE complete the form and return with your check for \$20.

Membership: Renew - No Changes _____, Renew - Changes _____, New _____

First Name _____ Last Name _____

Spouse/Significant Other Name _____

Street _____

City _____ State _____ Zip Code _____

email _____ Telephone _____ - _____ - _____

How would you like to receive your Newsletter: Electronically or US Mail (circle one)

Secretary's Report

Minutes of the Minuteman Model A Ford Club April 5, 2022

Location: Memorial Congregational Church Sudbury.

Meeting was called to order at 7:30PM with 34 members in attendance.

Tonight's meeting was kicked off with Bob Mangan on the keyboard leading the membership in a nice rendition of God Bless America. He and Cindy then performed a song called The Good Ole Days of the Model A, then the club joined in to sing Happy Birthday to Cindy.

Officers Reports:

- Doug requested a motion to accept the Secretary's Report as printed in the Oil Leak – MSP.

- Doug then requested a motion to accept the Treasurers Report as printed in the Oil Leak – MSP

Membership:

- Nan Linden reported that we have two new members that signed up at the Winter Blahs Flee Market.

1) James Kowalik of Natick has a 1928 Pick-up truck.

2) Andy Holland of Southboro has 1930 Coupe and a 1931 Pick-up truck.

Welcome James and Andy !

Touring:

- Don Ross

* 4/24 Sunday Brunch - Post Office Pub

* 4/30 Saturday – Spring Tune-up Clinic will be held at Harold Legge's garage in South Natick.

Half hour slots are available, see tonight's sign-up sheet for openings.

* 5/3 Tuesday - May Club Meeting

National News:

- Doug Linden reported on a 1931 Model A Telephone Truck that was just purchased by the MAFFI Museum. This truck will be a focal point of a Commercial display on Model A day in September of this year.

MARC National Convention will be held in Morgantown PA, this would be a reasonable drive from the New England area if you would like to attend.

MAFCA will be holding its National Convention in Kerrville, TX. both events will be held in June.

Old Business:

- Craig Martin reported on The 26th Annual Winter Blahs Flea Market.

We had 35 vendors this year which is a good number and approximately 270 patrons thru the gate.

Many thanks to all the volunteers that helped out.

- Layout: John Pierce, Rick Gadbois, Len and Peg Michalak.

- Signage: Doug Linden

- Admissions: Nan Linden, Jude Zeoli.

- Refreshments: John and Martha Kerns.

- Raffle: Don Ross and Tony Zeoli -- Many thanks to those who supplied items for the raffle.

- Many thanks to all the volunteers' who helped the vendors with un-loading and loading their vehicles, this is a great help in expediting set-up and breakdown.

Refreshments:

- Doug thanked Gay Hoyt and Dawn Levesque for tonight's refreshments. Volunteers for next month's meeting are Nan Linden and Craig Martin.

New Business:

- Hats and License Plate Toppers for sale.

- 43rd Annual Founder's Day Event in Paris Hill, ME. Saturday July 16th 2022 from 9 to 5. This is a great event and the only time each year you can see the Bob Bahre collection of antique and classic cars.

Programs:

- Tonight we will have a short slide show presentation by Wayne Champagne on the Model A Zenith carburetors.

Respectfully Submitted

Rick Gadbois - Secretary

“Artie-Fact” THE “SPOKEN” WORD

by Art Callan


Ever go to a car show and notice the weird colors on Model A wheels?

Here is the official “skinny” according to the MAFCA Paint & Finish Guide.

All Model A’s came standard with black enamel wheels until June 1930. Five body styles were equipped with colored wheels as standard: the Deluxe Roadster, Deluxe Phaeton, Convertible Sedan, Deluxe Fordor(160C) and Deluxe Tudor. All other body styles still came standard with black enamel wheels. In July 1930, Ford made colored wheels available as an accessory on all passenger cars. At that time, only four colors were available: Tacoma Cream, Apple Green, Orange, and Aurora Red. The wheel color used was dependent on the pinstripe, Orange wheels with an orange pinstripe, Apple Green with an apple green pinstripe, Aurora Red wheels with a Vermillion pinstripe, and Tacoma Cream wheels with all other pinstripes.

In Sept 1930, Hessian Blue was added as a pinstripe and wheel color and was used on Lombard Blue painted cars.

In July 1931, Ford reduced the number of wheel colors to just three: Apple Green, Tacoma Cream, and Aurora Red. This changed the wheel color on only two paint combinations. Tacoma Cream was substituted for Hessian Blue and Aurora Red was used in place of Orange.



**Your
Name
Town**

Name Badges Available

The club has received a new supply of name badge holders. If you need a name badge please send an email to Nan at: met59a31@aol.com. The badges will be available at the April meeting.

At the annual Winter Blah’s Flea Market Nan signed up two new members.

FYI, Andy’s pick-up was formerly Mike Doyle’s.

Please welcome these two new members.

WELCOME NEW MEMBERS

Andy & Terry Holland
22 Bigelow Road
Southborough, MA 01772
1930 Coupe & 1931 Pick-up



James & Brittany Kowalik
4 Leighton Street
Natick, MA 01760
1928 Pick-up



Welcome!

Model A Ignition wiring Diagram

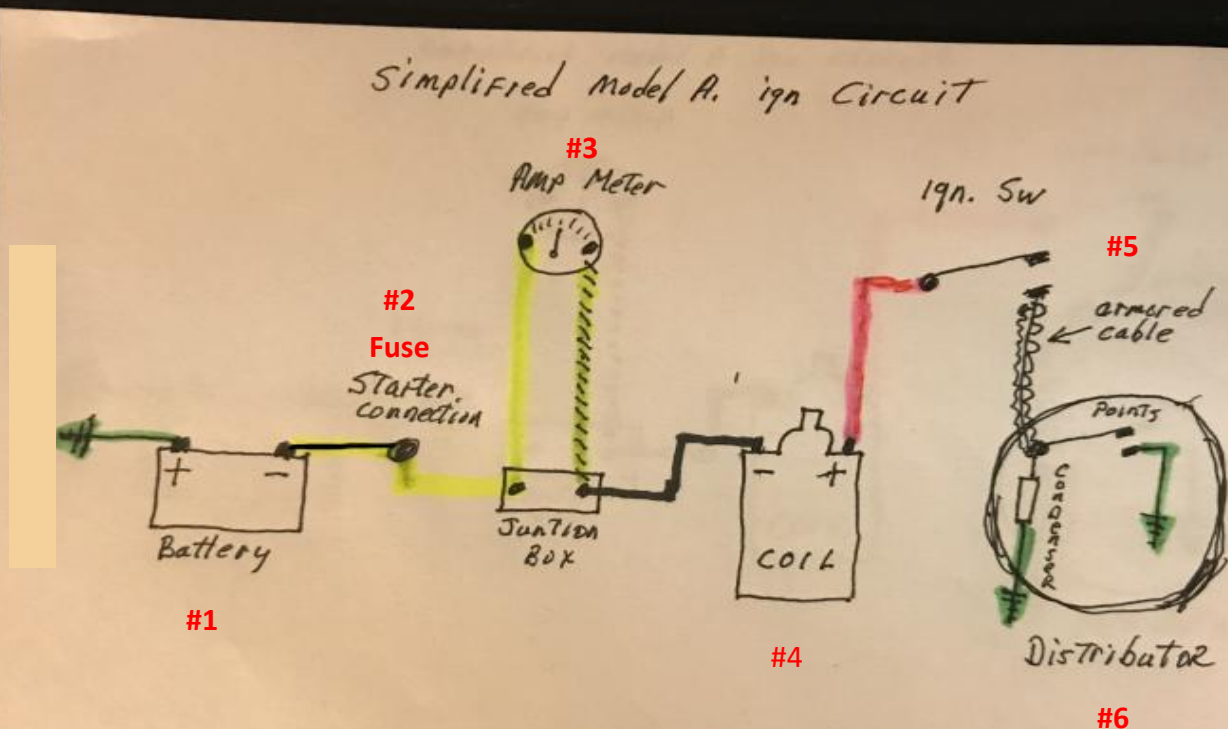


Diagram found on the internet

Many Model A owners get overwhelmed when their engine won't start or dies while cruising down the road. Fortunately the Model A ignition system is a very simple electrical circuit. There are only six locations that are critical in the flow of electricity. All you really need to determine if you have an electrical problem is a simple test light. With the ignition key off: Start at the battery (#1) and the fuse block (#2), use your test light to make sure you have voltage and on both sides of the fuse. It is possible to have corroded battery terminals, bad connections on the fuse block, or a burnt out fuse. Corroded terminals create a high resistance and cause a major voltage drop when you hit the starter. Bad connections at the fuse block will also cause ignition problems. The next test point is the ammeter (#3). You can check the ammeter at the terminal box on the firewall. There should be voltage at both terminals, if not the ammeter and its wiring needs to be checked. If all is well so far, your next test point is the coil (#4), you should have voltage on both coil terminals. If not, remove the red wire on the coil and check again. If you now have voltage on both sides, you have a problem further on. If the voltage is still only in one side you have a bad coil. Moving along, it's time to check the key (#5) and the Distributor (#6). Check the points to see if they are open, if they aren't put a piece of paper between them. Turn on the key and check for voltage at the points. If you have no voltage, first try moving the spark lever. If you now get voltage at the points the wire between the bottom and top plate could be shorting to the distributor body or frayed. If still no voltage remove the top plate and check for voltage on the bottom plate. If none, check to see if the connection from the ignition switch is screwed in too far and has shorted out on the distributor body. If so back off a few turns of the connection. If you now have voltage to the points, reassemble the top plate and remove the paper between the points. You should have no voltage at the points because the point are completing the circuit to ground. If you still have voltage, the points need to be dressed with a point file or replaced or you need to make sure the distributor is properly ground to the engine. Once you have the point working properly, the engine should now start. If not, well that's another article. *Note: This may seem like it takes a long time, but it really on takes a minute or two to check.*

Make Your Cloche Hat

One of the activities at this year's New England Model A Meet will be a special seminar where you will be able to create your own Cloche hat. According to Diann Eason of MAFCA Era Fashion Committee the Cloche hat got its start in France about 1923 and were very popular during the Model A era. The movie industry was also influential in hat design. Hats worn by the "silver screen" stars, Greta Garbo, Louise Brooks, Marlene Dietrich, and Carole Lombard created excitement and creative opportunities. Needless to say, with stars of this caliber wearing these hats, women of the time were anxious to stay in style.

Below are some examples of how these hats can be stylized to fit any season or event.

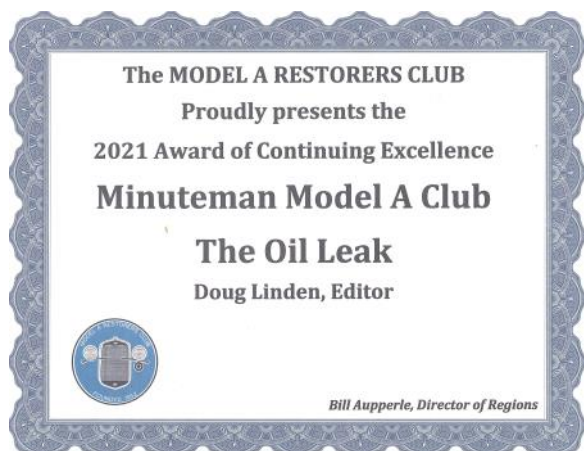
Fall and winter hats might have a felt flower, a metal buckle from a worn out shoe, grosgrain ribbons, matching fabric attached in an interesting design, beads, velvet ribbons, feathers, and buttons.



Spring and summer hats allowed for the use of softer fabric flowers, cellophane flowers, beads, netting, embroidered flowers and designs, and straw braid.



At the completion of the seminar you will have a great fashion accessory when touring in the Model A



"A" Happy 80th Birthday shout-out goes to Tony Zeolie for his recent birthday. His cake was appropriately decorated for his special day. Congratulations Tony.



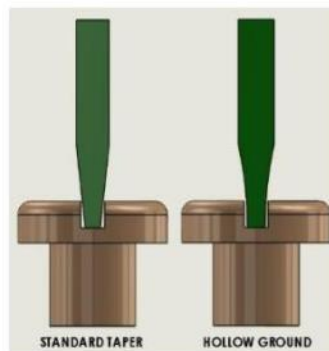
Jim's Tech Tips

"The Right Tool for the Job" - Part 2

My previous Tech Tip dealt with using the right wrench to get a good grip on a nut or bolt when you need to apply a lot of torque (twist) to break it loose, or to fasten something well. Today we talk about something similar, when you need to apply a lot of twist to a plain slotted screw. If you use the right tool, you will loosen the screw and be happy. But all too often the tip of the screwdriver just chews up the slot in the screw. It's not you, it's the screwdriver.

The most common screwdriver sold today has a "standard taper" tip. It's kind of a "one size fits all" design. It does not really fit in the screw slot very well, and when you twist it hard, it climbs up out of the slot with what is known as "cam action". The harder you twist, the more the screwdriver tip wants to climb up out of the slot, taking metal with it. Pretty soon you have a screw that you can no longer get a good grip on to remove.

A much better screwdriver tip design, very popular with gunsmiths (because they need to apply a lot of torque to slotted screws without chewing them up) is called a "hollow ground" tip. These screwdrivers are precision ground so that the tip going into the screw slot has two very well formed, parallel sides that fill up the screw slot for a nice tight fit that you can really apply some torque to!



Hollow ground screwdrivers are sold in a wide assortment of tip widths (to match the length of the slot in the screw head) and tip thicknesses (to match the width of the slot). When you have a good assortment of them, you can carefully select the screwdriver with the tip that best fits the screw slot in both length and width.

I do not have room for a large collection of individual screwdrivers, so I bought myself a nice gunsmith screwdriver set in a case. It has many hollow ground tips of various widths and thicknesses, so I can find the one that best fits the screw I am dealing with.

Armed with these hollow ground tips and some penetrating oil, you should be able to break loose and refasten any screw you come across. Until next time, *Have a Model A Day!* Jim

On the Road Again

Our first tour of the 2022 season got off to a great start. Seven Model A's and two moderns head out to the quaint town of North Grafton to the popular Post Office Pub. Mother nature



cooperated by providing great Model A weather and tour leaders Don & Sue Ross followed secondary roads that were just right for a pleasant ride in the country. The staff at the Post Office Pub were ready for us and we were seated right away. That was a signal to let the conversations to begin and Model A friends were busy catching up on activities and looking forward to future events, especially the Tour Clinic scheduled for next Saturday. Lunches were served and even that distraction didn't slow down the conversations. Thanks to those attending: Ross', Farrell, Miller, Doyle, Wlodyka, Lindens, O'Briens, LeDucs, and Champagnes. It was good to have the touring season get off to a great start. See you On the Road soon.

Class "A" Ads



**CENTRAL MASS
POWDER COATING**

It's all in the details

32 Greeley St
Clinton MA 01510
info@CentralMassPowderCoating.com
www.CentralMassPowderCoating.com

Chad Cote

(978) 365-1700

NEW ADVERTISER

PWFG
Private Wealth Financial Group

Thomas J. Dyer, CPFA
Wealth Manager

354 W. Boylston St., Suite 231
West Boylston, MA 01583

978 264 1906 office
855 330 3679 fax

tdyer@pwfgllc.com
www.pwfgllc.com

Securities and Advisory Services offered through LPL Financial,
a Registered Investment Advisor. Member FINRA/SIPC.

EST. 1840

H.H. WARREN INSURANCE AGENCY, INC.

22 GLEASONDALE ROAD, STOW, MA 01775

jsmith@hhwarreninsurance.com

JEFFREY D. SMITH
President

Telephone: (978) 897-7074
Fax: (978) 897-9320

Mm

**MITCHELL
MANUFACTURING**



MODEL A FORD
SYNCHRONIZED-TRANSMISSION FORD OVERDRIVES/UNDERDRIVES
VINTAGE CAR OVERDRIVES 1928-1948

P.O. Box 925

1157 Parker St.

Colusa, CA 95932

Steve & Cyndi Mitchell

Mitchell MFG.

530-458-4500 800-859-2088
www.mitchelloverdrivemfg.com



Only

Minuteman

License Plate Toppers

Contact Larry Conley

lconley30@aol.com

\$19.00



TAM'S MODEL "A" PARTS

42 TEMPLE STREET
WEST BOYLSTON, MA 01583

Tel: (508) 835-9292
(800) A-PARTS-1
Fax: (508) 835-9199

www.modelaparts.com
email: tamsforda@aol.com



Support Our Sponsors

Please Support Our Sponsors

Breakfast  Lunch

BIG APPLE

890 Boston Post Road East
Marlborough, MA

1988 BACK AGRE CIRCLE
MOUNTAIN AUTO, MD 21771



TOLL FREE
Order 800 255-1978
Fax 800 774-1630
(U.S. and Can. in Can.)

Information 9: (301) 629-9880
License 26 47: (301) 629-9880

- Our catalog contains more 7,280 Model A parts, each with a FULL description and illustration.
- Many full page schematic drawings to help identify parts and assembly sequence.
- Supplying quality by using over 90% U.S. made parts.
- Serving the Model A restorer with quality parts since 1977.

Send for a FREE 194 page illustrated
Model A catalog

WEB: www.brattons.com

200 Pleasant St.
Unit B
Towksbury, MA
01876



PVFORD.COM
Parts:
978.851.9159
Service:
978.848.0024




ANTIQU FORD & GM PARTS • FULL RESTORATIONS
GENERAL SERVICE • HOT ROD SPEED PARTS • FABRICATION



RICHARD BATSTONE
Sales Associate
(508) 393-5500 OFFICE, (978) 875-3387 CELL
(508) 449-4746 DIRECT
(508) 393-0023 FAX
Richard.Batstone@NEMoves.com




**COLDWELL
BANKER**

RESIDENTIAL BROKERAGE
Post Road Market Place
318 Main Street
Northborough, MA 01532
www.NewEnglandMoves.com

Owned And Operated By NRT LLC.



A-Ford-able Parts
Specializing in Model A Ford Parts 1928 - 1931
Phone: (706) 652-3866 • Fax: (706) 652-2492
Web site: www.mikes-afordable.com



EST. 1947

RUSMART
AUTO UPHOLSTERY

723 MAIN STREET (RTE. 12), NORTH OXFORD, MA 01537

Ken & Art Clements **(508) 987-1171**

CUSTOMS
ANTIQU
BOATS
RV'S

EVERYTHING FROM A TO Z!



**FREE
CATALOG**
\$10.00 Outside the U.S.



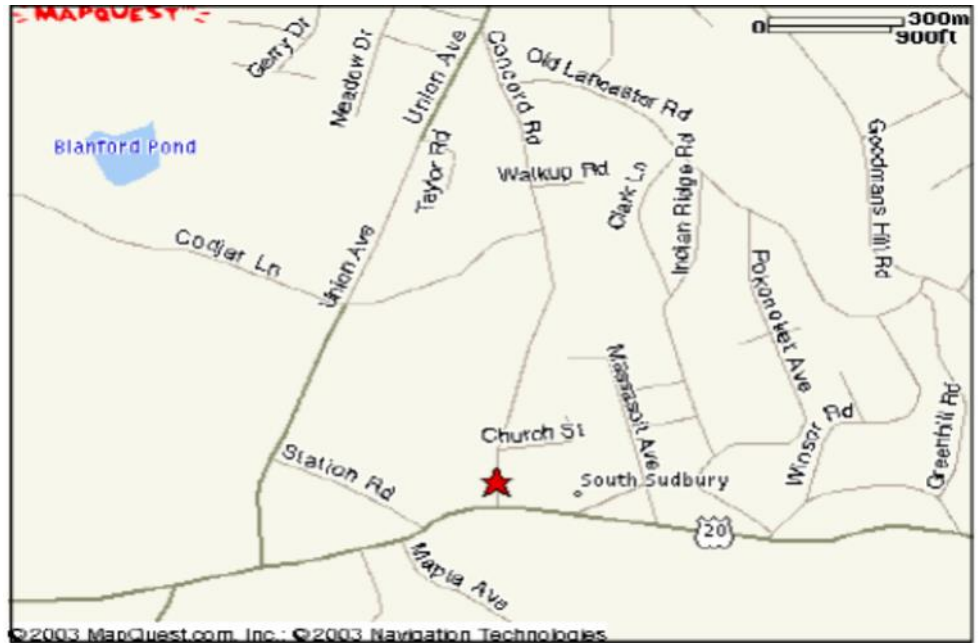
888-262-5712
snydersantiqueauto.com

THE WORLD'S LARGEST SUPPLIER OF 1808-31 FORD PARTS!



Latest News

The touring season is getting back on track after a couple of years off due to Covid. Saturday 4/30 is the Tour Clinic, always a good time. Next is a the 5/11 Dairy Joy Tour in Weston, which is a nice drive and the food is great. Also on the list is the 5/22 Wellesley Veterans Parade which is a paid event for our club. Let's have a good turn out for that event.



Monthly Meetings have resumed at the Memorial Congregational Church, 26 Concord Rd in Sudbury. Meetings start at 7:30 PM. Hope to see everyone there.

Be sure to visit www.oilleak.org



Please
Mail to:

May 2022

Minuteman Model "A" Ford Club
PO Box 545, Sudbury, MA 01776