

The Oil Leak

September 2017

Volume 54 Issue 9

The President Speaks:

My Fellow Model A Enthusiasts,

Greetings from the waning days of summer and the beginning of the most beautiful months of September and October, when warm days and cool nights make traveling in a Model A most pleasant. Once again, your club has a number of activities planned for the coming

months, and I hope you will consider joining us for a tour - perhaps the Saturday tour to Windham Junction, our annual Apple Picking tour (weather permitting, of course), the Fall Tour to the Maine Seacoast, or one of the many other scheduled tours. I know one small thing: my cars love to be on the road. They run better when they are used, as do !!

The New Hampshire Lakes Region Model A Club is hosting the Fall Meet this September in the beautiful White Mountains. I have long wanted to explore that area in a Model A, and I hope that



Model A's at Harold & Sally's



you will consider joining me on this adventure. It promises to be a fun weekend, and the host club has asked us to help out on the Grand Tour - like a number of their members assisted us at the meet we hosted last year.

It was great to see so many cars - and members - at Harold and Sally's house for our August meeting. They are gracious hosts, and the array of desserts was spectacular. I offer a hearty thank you to all who contributed, and wish you to know that regardless of where or when, I look forward to seeing you on the road sometime soon

Tom Zappala



Sunshine

Grace Doyle
(Gdoyle95@aol.com)

Sympathy cards were sent to Vin Delmastro for the passing of his sister, to John Kerns for the passing of his sister and to Don Ross for the passing of his mother. Our condolences go out to their families.

If you know of a member who needs a little cheering up contact me.

Coming Events

(Tours Start at Sudbury Grange unless noted)

- Aug 31:** 6:30 PM Food & Ice Cream TL Rick Gadbois
- Sep 06:** 6:30 PM Dinner tour
- ~~**Sep 09:** 11:00 AM Windham Tour CANCELLED~~
- Sep 12:** 6:30 PM Food & Ice Cream TL Linden's
- Sep 28:** 6:30 PM Dinner Tour
- Oct 01:** Apple Picking/Lunch Tour TL Martin's

TL= Tour Leader * On your own, go directly to location.

MINUTEMAN HISTORY

by Art Callan

SEPT 1982 35 years ago

Meeting at Bob Noyes, Pres Rudy Harwood presiding. 26th N E Meet with awards for Dick Batstone and J.J., (only one pickup in JJ's class!).

SEPT 1991 25 years ago

Meeting at Grange Hall-new members, Tom Snow and Ed Wlodyka. 1st place trophy to Len Michalak at MARC Meet. Canadian Tour report-Part I- ending at Aldie & Wilma Johnson's in Waterford, Maine for cookout at lakeside.

SEPT 2002 15 years ago

Monthly meeting at Jack and Jo's in Sudbury. New member and grill chef, Rick Gadbois. N E Meet in Pittsfield, Mass. Pizza, beer and Clydesdale tour to Merrimack, NH.

(OLD) ARTIE-FACTS

Old age is coming at a really bad time!

I didn't make it to the gym today. That makes 5 years in a row!

The biggest lie I tell myself is - I don't need to write that down, I'll remember it.



Minuteman Model A Ford Club

Treasurer's Report
July 6, thru July 31, 2017

Income:

Advertising	\$70.00
Parades	<u>200.00</u>
Total Income	\$270.00

Expense:

Meet Donation	<u>100.00</u>
Total Expense	100.00
Net Income	\$170.00

National Organizations: If you are not already members of the following organizations, consider joining them.



Model A Ford Club of America (mafca.com)
Membership dues \$50/year



Model A Restorers Club (modelarestorers.org)
Membership Dues \$45/year



Model A Ford Foundation (maffi.org)
and the Model A Ford Museum \$25/year

2017 Board of Directors

President - Tom Zappala 781- 424-3364 t.zappala@comcast.net

Vice President - Andy Adams 781-237-1575 andrewtim.adams@gmail.com

Secretary - Rick Gadbois r.gadbois@comcast.net

Treasurer - Barbara McElhiney mcelhiney@rcn.com

Membership - Nan Linden 508-485-7575 met59A31@aol.com

Editor - Pro Tem - Doug Linden douglinden@aol.com

Steering Committee

Jo Johnson, John Jacobson, Clyde Kelton, Doug Linden

Tour Directors: Mike Doyle 781-899-8706 / Dick O'Brien 781-223-0259

Sunshine: Grace Doyle 781-899-8706 Gdoyle95@aol.com

Newsletter Distribution: Sue Champagne schampagne@robberskersten.com

From experience, most of us can attest to the difficulty of adding the molasses thick 600 wt oil that is used in the Model A.

In addition to the suggestion by Jim Cannon, MAFCA's technical director, I have found a few other tools to fill the differential or transmission.

The first is a fluid pump that also screws on the top of the oil bottle. The pump is pressed by hand and will pump the oil pretty easily. The only problem I have found is that the oil remaining in the tube drips out, so a cloth is needed to keep things dry.



copywrite Frisco illustrationsOf.com/89401

Jim's technical tip

by Jim Cannon, MAFCA Technical Director

Adding Oil to Your Differential

Trying to add oil to your differential is not easy. The thick 600W gear oil that we use makes it even harder. Look for one of these "Gear Oil Spouts" in your local auto parts store, Wal-Mart, etc. They screw on to the bottle of 600W oil that you can buy from our Model A parts vendors, and allow you to hold the bottle up above the differential fill hole. Once the oil starts to flow down the tube, you can squeeze the bottle gently to help the thick oil along. It can also help you put oil into the transmission fill hole from under the car (without having to remove the floorboards). When you are done with it, leave the tube on the bottle and the thick oil will drain back in with no mess.

The other tool is a suction pump. It looks like a grease gun tube, It had a hose that goes into the fluid, which is drawn into pump when you pull back on the plunger. Remove the hose from the oil and insert it into the differential and then push on the plunger to squirt the oil into the differential. Pretty easy to use, but also needs a rag to keep this clean.

Here's hoping you have an easy time when attempting to use that 600 wt oil.

MARLBORO SENIOR CENTER VISIT

Marlboro Senior Center



Our visit to the Marlborough Senior Center was a good time for those attending. Displaying their cars were: Mangans, Lindens, Wlodyka, LeDucs, Ross, Bodkins (Model T) and Graham ('29 Cadillac) . Senior center visitors were very interested in the cars, from both the mechanical standpoint and from memories of by gone days. Jack LeDuc brought his portable audio system and had era Model A music playing, the senior center provided us with cold water as it was a warm night AND ice cream from Trobetta's ice cream truck that was on-site for all to enjoy.

Bob Mangan who coordinated this event for the club received this note from Lisa Martino, senior center manager:

I wanted to thank you again for Tuesday night. People are still coming in and talking about how wonderful it was to see those beautiful cars!

My wheels are already turning thinking about how we can do it again next year! Please extend a thank you to the club members that came out as well, it meant so much to our seniors!



We are also looking ahead to participating again next year.





TOUR REPORTS

MARC National Meet—Gettysburg, PA

The Model A Restorer’s Club (MARC) National Convention was held recently in nearby Gettysburg, PA. A number of club members had registered to attend, which included; the Lindens*, Champagnes*, Adams*, Michalaks, Kerns, Tallones, Jack & Jo, Bruce & Trish*, and the Bowes (our cape Cod member).

Those traveling in Model A’s (*) headed out on Saturday for the two day journey. Traveling secondary roads our overnight stop would be Middletown, NY. All was going well until the Linden’s Model A came to clunking stop in CT. It appeared the overdrive stopped working and the only thing to do was have it towed back home and take the modern car. The rest of the group followed the planned route to the hotel where we eventually joined them.



Sunday, we were off under sunny skies. The 3 Model A’s and now 2 moderns (us and Jack’s pick-up.) Bruce lead the way on US RT 6 and it was a pleasant drive until Jack had to stop because of billowing smoke coming from his truck. Transmission fluid everywhere. Oh no, this time it was Jack’s turn on the tow truck. The Model A’s were told to continue onward and we would contact them later. Of course the local Ford dealer was closed so Jack had to leave the truck for them to evaluate the problem. The only thing to do was transfer all their stuff into our car and keep going to Gettysburg.

We all arrived at the Hotel at the same time and were able to register for event. The real activity would get started on Monday.

The conventions are a mix of tours, seminars, fashion show, parties, car judging, and the banquet.

Monday we toured the area, experiencing the historic events that took place here. The highlight of the day was the private evening reception held at the National Park visitor Center. This included all kinds of appetizer foods (and a bar of course) a documentary movie of the 3 day Gettysburg battle, next it was to the special Cyclorama 360 degree painting that also chronicled the various battles. All this was finished



off by touring the museum with some famous guides. There was some-

thing going on each day for us, Battlefield tours, factory tours and even a stage play called the Million Dollar Quartet, which about a day in history with Elvis, Jerry Lee Lewis Johnny Cash and Carl Perkins.

The Grand Tour took the Model A through the beautiful countryside around Gettysburg and ended in a nice fair grounds where we had a nice chicken BBQ.



The last event was the Banquet where awards were presented. Saturday it was off to home for everyone. A great time was had be all.

Welcome New Members

Nan reports 2 new members this month.

-Tom & Phyllis Garcia

38 Ward Circle
Brunswick, ME (summer)
Lake Worth, FL (winter)
(1930 Coupe, 1926 Tudor)

-Michael & Dawn Levesque

41 Clement Road
Dracut, MA 01826
(1930 Fordor)

WELCOME



All Dressed Up

Rich Batstone put a little elbow grease into cleaning up his 29 Tudor for his daughter's wedding. What a transformation. And the top, looked great. Rich says it was coated with Flex-Seal. Yup "as seen on TV"



**2017 NEW ENGLAND
MEET**
North Conway, NH
Sept 14 - 17



www.2017nemodelameet.com/

If you haven't made plans yet, there may still be time. I have heard that there have been cancellations at the host hotel and you can register at the meet. This will be a fun weekend if you can attend.


The September 5th
Meeting is
back at the
church.
See you there.



Fall Weekend Tour to Maine

Last Call !!

Fall Weekend Tour to Maine



The Minuteman Club's fall weekend get-a-way on October 20-22nd is fast approaching. The special discount room rate of \$118.81 per night at the Hampton Inn in Wells, Maine will be held until September 20th after which time the regular room rates will apply. Don't miss out! Call 207-646-0555 now (do not hit 1) to speak with the Hampton Inn reservations agent to reserve your room before it's too late!! Be sure to mention the Minuteman Model A Ford Club when you call. We look forward to having you join us.

Susan & Wayne Champagne

ON THE ROAD

by Rich Bowes

Suzi and I, as did other members of the Minuteman Club, and hundreds of other Model "A-ers" from around the country made the trek from home to Gettysburg PA to attend the 2017 MARC National Meet, July 30 - August 4. In our case it was a 480 mile journey from home to the host hotel.

There were close to 500 Model "A's" on hand for the week-long event held at the Wyndham Hotel.

The Hub City Model "A" Club of Hagerstown MD hosted the meet, and scheduled tours of both the Gettysburg and Antietam Civil War Battlefields, the Washington County MD Museum, seminars on Model "A" Steering, windshield wipers, Double "A's", era fashions, and many other topics of interest to Model "A-ers". They also provided info on several self-guided tours of places of interest in the area surrounding Gettysburg.

There was judging of touring class and fine point class vehicles. Parts vendors were on hand to sell to the Model "A-er", who was looking for just one more part that he didn't already have, or who just wanted a spare.

The 40 mile Grand Tour took us through the center of Gettysburg, and the beautiful countryside of Adams County.

No one could possibly have attended all the events, or gone to all the places suggested.

Fortunately, our 1930 Deluxe Roadster performed terrifically, despite a sticky brake on the right rear wheel. Other attendees weren't quite so lucky, so the repair tent, staffed by some extremely knowledgeable and helpful men, was kept busy the entire week.

Beside the camaraderie of both old and new friends, highlights of the trip for Suzi and I were:

The Strasburg RR, Strasburg PA, where our cars attracted admirers, who had come to ride the train;



The Sachs Covered Bridge, Freedom PA;



The Burnside Bridge in Antietam, where Suzi's great, great grandfather fought with the Ohio Volunteer Infantry to capture the bridge from the Confederates; and, of course the Gettysburg Battlefield:

Now that we are doing a lot of tour, here are some tips to you find useful., Doug

Tiny Tips

An alternate way to install rear wheel hubs

by Paul Ranney, Lone Star Model A Ford Club
Georgetown, Texas

If you have difficulty installing rear wheel hubs when you place the axle key in the axle keyway with the keyway positioned at the top of the axle, try reversing the procedure.

Position the axle with the keyway at the bottom of the axle and place the axle key in the keyway in the hub. Using this system will allow you to push the axle key in if it does not slide in with the hub. Keep a punch or Phillips head screw driver handy for that purpose.

When installing the hub with the axle key placed in the axle you may inadvertently slide the axle key inward and partially out of its keyway which can cause it to jam the hub onto the axle, making it very difficult to remove later.

Stop that slow leak

by Paul Ranney, Lone Star Model A Ford Club
Georgetown, Texas

If you are experiencing an insidious slow leak in your inner tubes with metal valve stems, try this solution.

Remove the tube from the tire, remove the nut and bridge washer and with all air released, thoroughly clean away all dust, powder, etc. from between the stem and the tube. With a toothpick or small screw driver tip force a small amount of Liquid Nails or similar product between the stem and rubber and about 1/4" up on the stem from the bottom. Reassemble and allow the adhesive to set for an hour or so before reinstalling and airing up.

Liquid Nails seems like an unlikely product to use in this manner but it will adhere to rubber, metal, glass, wood and many other surfaces. And what the hey, it works.

Easy steering is "in the bag"

by Paul Ranney, Lone Star Model A Ford Club
Georgetown, Texas

When working on your front end, whether it's adjusting your toe-in or just needing to turn your steering wheel while the car is parked, I have found that jacking the car up slightly and inserting a plastic trash bag, plastic bread bag or plastic newspaper bag under each front wheel, then lowering the car off the jack to let the wheels rest on the bags works wonders.

As you turn the steering wheel, the plastic bag under the tires lets the wheels turn with the ease of power steering - one side of the bag slides over the other side of the bag letting the wheels turn with ease.

A crank handle, Handle

by Jack Rasmussen, Greenbank, Washington

Slide a 3/4" section of either heater hose or water hose over the crank pins and around the bends. It keeps from scaring the paint and makes a nice handle for cranking.

Curing backfiring

by Patrick Wells, Cape Town, South Africa

I tried all the usual remedies with only partial success until I fitted a sleeve at the joint of the exhaust manifold and the exhaust down-pipe where there was an air leak which was not obvious. This sleeve is available from Snyders (part number A-5234 at U.S. \$3.95). I now have no backfiring under any conditions.

Curing front wheel shimmy

by Patrick Wells, Cape Town, South Africa

Again I tried all the usual remedies without success. The shimmy was particularly bad when cornering and light application of brakes. I finally solved it by fitting new front wheel bearings. These are available from Snyders (and other parts suppliers) as part number A-1201/17 at U.S. \$23.50 per wheel. Again this solved my problem.

Oil filler tube tool

by Ed Hyland, Chippewa Falls, Wisconsin

This is my answer for removing the oil filler tube from the Model A block without damage. I made this tool for about \$10. It would make a great addition to the Chapter tool box.

Parts List:

- 1-3 1/2" NC nuts
- 1 1/2" x 12" rod or redi-bolt
- 2 1-1/4" pipe caps
- 1 1-1/2" pipe cap
- 1 1-1/4" x 3" pipe nipple
- 1 1-1/2" x 6" pipe nipple

Assembly:

1. Cut the 1-1/2" pipe nipple in half, split lengthwise (use hack saw, air grinder or chop saw).
2. Deburr the halves; pinch them together in a vise until they fit snugly on a filler tube.
3. Drill 1/2" holes in the two 1-1/4" pipe caps and install them tightly on the 1-1/4" x 3" nipple.
4. Thread the rod 1/2" NC on each end. Fit the assembly to the 1/2" rod.
5. Drill the 1-1/2" cap and tap to 1/2" NC.
6. Install the 1/2" NC nut on the rod; then install the pipe assembly on the rod; screw the rod into the 1-1/2" cap.

To use the tool:

1. Install the 1-1/2" nipple halves, threads up, on the filler tube.
2. Carefully align the threads and screw on the 1-1/2" pipe cap over the end of the tube. Because of the taper of the pipe threads, the more the cap is screwed on, the tighter it will fit. A few slides with the pipe cap assembly will remove the tube undamaged.

If taps and dies are not available, you can use 1/2" redi-bolt and a nut on each side of the 1-1/2" cap.

A number of events have taken place the past few days. Here is some information in no particular order.

OUT & ABOUT

✓ Welly's Diner Tour

Thanks to the Legges for hosting a robust group to enjoyed a night out with friends at one of downtown Marlborough's busy eateries. I think we had about 24 people on hand, but only 3 or 4 members driving their Model A's. Hats off to Tony & Jude for driving the furthest. The conversation was brisk with topics covering Model A projects, quilting activites, grandkids and upcoming tours. A good time was had by all.

✓ Dairy Joy Tour

It was a beautiful night for a trip over to Dairy Joy in Weston. Leader Don Ross the Model A's on very pleasant drive over backroad through Wayland, Lincoln and Weston. Although even Don wasn't prepared for the newly created dirt road that was part of the route. Well, at least it was a smooth dirt road. The group included Ross', Adams', D. Graham, M. Doyle, and Linden's with grandson Blake. The food was good as was the ice cream for dessert.

✓ CJ's Food and Ice Cream

Ed Wlodyka led a large group of hungry Model A'ers directly from the Grange to CJ's diner. It was a very pleasant night and the folks at CJ's were ready for us. They had music provided by Albies Oil Truck with it's very large audio systems. In addition to all the Model A's there was a antique firetruck, and a '54 ford Victoria. We had about a dozen Model A's which really filled up the parking lot, making it look like the old days when Reily's was full to capacity on the Saturday Cruise ins. The line for the food was lengthy for both inside and outside eating. The food was plentiful and we were even given a free ice cream and a raffle tickets, thanks to Joe Breed, who was owner of the former Reily's Roast Beef, which were drawn just before leaving for home. And, in case you missed it Roy & Helen Johnson's 1930 Coupe was on site. It was an enjoyable night.



Class A Ads



Only

Minuteman

License Plate Toppers
Contact Larry Conley
lconly30@aol.com

\$19.00



Sam Dasmah
 Manager

874 Edgell Road
 Framingham, MA 01701
 508.877.4858 • fax 508.877.9868
maaco.ma@gmail.com



www.yyzsigns.com

- Truck Lettering
- Pinstriping
- Hand Painted Lettering & Graphics
- Vinyl Graphics
 - Signs
 - Banners
- Logo Design
- Business Cards
- T-Shirts & More

— Dan Gallo —

28 Hastings St. (Rt. 16)
 Mendon, MA 01756
508 478 0244

**CENTRAL MASS
 POWDER
 COATING**
 INCORPORATED

978-365-1700 OFFICE 32 GREELEY ST.
 978-356-1800 FAX CLINTON, MA 01510

www.CENTRALMASSPOWDERCOATING.COM

Breakfast  Lunch


BIG APPLE

890 Boston Post Road East
 Marlborough, MA

"HAVE AN 'A' DAY" 

Michael Butcher
1-888-879-6453
 email: mike@mikes-afordable.com
www.mikes-afordable.com

Specialising in 1928 - 1931 Model A Ford Parts

 EST. 1947

CUSTOMS
 ANTIQUE
 BOATS
 RV'S

RUSMART
AUTO UPHOLSTERY

723 MAIN STREET (RTE. 12), NORTH OXFORD, MA 01537

Ken & Art Clements **(508) 987-1171**

Class A Ads

PV ANTIQUE & CLASSIC FORD, INC.

1688 MAIN STREET TEWKSBURY, MA 01876

EST. 1975

New England's Only Full Time Full Line Dealer


Hours:

Mon - Thurs

9-5 P.M.

Fridays

9-2 P.M.



Parts For:

28-31 Model A

32-48 V-8

65-73 Mustang

48-60 Pickups

55-57 T-Birds

www.pvford.com

1-800-678-2647 customerservice@pvford.com 716



TAM'S MODEL "A" PARTS

42 TEMPLE STREET

WEST BOYLSTON, MA 01583

Tel: (508) 835-9292

(800) A-PARTS-1

Fax: (508) 835-9199

UPS ANYWHERE

M.C., VISA, DISC.

WWW.MODELAPARTS.COM

E-MAIL: TAMSFORDA@AOL.COM 716

EST. 1840

H.H. WARREN INSURANCE AGENCY, INC.

22 GLEASONDALE ROAD, STOW, MA 01775

jsmith@hhwarreninsurance.com

JEFFREY D. SMITH
President

Telephone: (978) 897-7074
Fax: (978) 897-9320

1988 BACK ALICE CIRCLE
MOUNT AERY, MD 21771



TOLL FREE
Order 8 800 255-1979
Fax 8 800 774-1630
(U.S. and Can. in Only)

Information 9: (301) 829-9880
Business Fax #: (301) 829-9881

- Our catalog contains over 7,300 Model A parts, each with a FULL description and illustration.
- Many full page schematic drawings to help identify parts and assembly sequence.
- Supplying quality by using over 90% U.S. made parts.
- Serving the Model A restorer with quality parts since 1977.

Send for a FREE 194 page illustrated
Model A catalog

WEB: www.brattons.com 1011

MM

MITCHELL MANUFACTURING

Sue • Steve • Cyndi
Mitchell

Mitchell MFG.

530-458-4500 800-859-2088



FORD
OVERDRIVES/UNDERDRIVES
1928-1948

MODEL A FORD
SYNCHRONIZED-TRANSMISSION
VINTAGE CAR OVERDRIVES

P.O. Box 925 1157 Parker St. Colusa, CA 95932 1016



Owned And Operated By NRT LLC.

RICHARD BATSTONE

Sales Associate

(508) 393-5500 OFFICE, (978) 875-3387 CELL

(508) 449-4746 DIRECT

(508) 393-0023 FAX

Richard.Batstone@NEMoves.com




RESIDENTIAL BROKERAGE

Post Road Market Place

318 Main Street

Northborough, MA 01532

www.NewEnglandMoves.com



Snyder's Antique Auto Parts, Inc.

Manufacture, Distribution & Sales of Antique Ford Parts

12925 WOODWORTH ROAD

NEW SPRINGFIELD, OHIO 44443-9753

(330) 549-5313

516

**Minuteman Model "A" Ford Club
PO Box 545, Sudbury, MA 01776**



SEPTEMBER 2017

Please
Mail to:

Be sure to visit www.oilleak.org

REMINDER

The September meeting will be back at our regular meeting place, the Memorial Congregational Church in Sudbury. At this meeting we will discuss up coming tours and plans for attending the NE Meet in North Conway, NH.

See you there.



Monthly Meetings are held on the first Tuesday of the Month at the Memorial Congregational Church on Concord Rd in Sudbury. Meetings start at 7:30 PM, preceded by "Tire Kicking" at 7:00 PM.