

The il Leak

Sept 2020 Minuteman Model A Ford Club Vol 57 Iss 9

Sept Events Canceled see page 2

The President Speaks:

Hello club members,

September is now here. I just can't understand how quickly the months go by. Hope all members, family and friends are still doing ok.

On Aug 18 the Board of Directors and Steering Committee had a Zoom meeting. Several topics were discussed and decided.

First, no meetings are planned for the foreseeable future (meeting hall at the church is still closed and no date has been set for reopening by the church) Second, the indoor events of this fall Wayside Inn, Old Mill and Holiday Party are now canceled. The Model A Club is going to continue out an abundance of caution to be safe.

It was decided that we should have several Ice Cream tours on weekends. Talk to Don Ross or me if interested in leading a tour. These will be strictly run social distance and mask mandatory!!!! No exceptions will be tolerated.

Next month the Steering Committee will be working on next year's Board of Directors. Anyone interested in helping out the club continue to evolve please let us know. Remember this can only continue with generous volunteer help. This is the only way things will move forward and keep the club active.

Please don't forget to stay healthy by doing the social distance thing and wearing your face mask whenever you go out. Don't let your guard down !!! I'm sure you all know it works !!!!



LABOR DAY

KEEP SMILING EVERY DAY

Doug Farrell



Sunshine

Sue Champagne
(sdchampagne1931@gmail.com)

No cards were sent this month. Please stay safe.

If you know of a member who needs a little cheering up contact me.

Coming Events

(Tours Start at Wayland Town Center RT 20)

~~Sep 3: 6:30 PM CJ Dinner & ice cream~~

~~Sep 19: 11:30 AM * Daniel's BBQ, Westford~~

~~Sep 22: 6:30 PM Lavenders Restaurant~~

~~Sep 26: 11:30 AM Apple Picking~~

Planned Sept events will be canceled. However there may be a few impromptu tours planned

Minuteman Model A Ford Club

Treasurer's Report
July 2020

Income:

---	\$ 0.00
Total Income	\$ 0.00

Expense:

Oil Leak Printing	70.00
Total Expense	\$ 70.00

Net Income	\$ - 70.00
------------	------------



MINUTEMAN HISTORY

by Art Callan

SEPT 1985 35 YRS AGO

Fall meetings back at the Grange Hall.
New members- Bo Carter & Louis Remiery.
Rally Masters appointed-Dick Batstone & Dennis Porter.
Tour to view the "Collings" Collection set for Sept 14th.
Badge Fines-Aug, \$4.00 and Sept \$1.00 by Phil Iorio, Treas.

SEPT 1995 25 YRS AGO

Pres Steve Goldberg presiding. Vin DelMastro spoke about group rate insurance.
Nom. Comm. for 1996 officers: Herb Gallagher, Joop Plaggenborg, Wayne Champagne and Ed Mills.
Tours: Pizza, Topsfield Fair, NE Meet in Newport, apple picking.

SEPT 2005 15 YRS AGO

Meeting at Bill & Eileen Sutcliffe's home in Boxboro.
Pat McMillan invited the club to the Nat. Heritage Mus. in Lexington for Family Day. Sept 10th.
Bruce Marshall reports on the Canadian Maritime Province trip--13 cars and 2,100 miles without any major problems.
49th NE Meet held at Long Island, NY.

----- ARTIE FACT -----

*Husband to wife--if we continue to SAVE at our present rate, at retirement we'll owe one million dollars.
If you think nobody cares whether you are alive, try missing a car payment.
AGE has nothing to do with learning new ways to be stupid.*

National Organizations: If you are not already members of the following organizations, consider joining them.



Model A Ford Club of America (mafca.com)
Membership dues \$50/year



Model A Restorers Club (model-a-ford.org)
Membership Dues \$45/year



Model A Ford Foundation (maffi.org)
and the Model A Ford Museum \$25/yr

2020 Board of Directors

President - Doug Farrell dfarrell1416@gmail.com

Vice President - Bob Mangan

Secretary - Rick Gadbois r.gadbois@comcast.net

Treasurer - Barbara McElhiney mcelhiney@rcn.com

Membership - Nan Linden 508-485-7575 met59a31@aol.com

Editor - Doug Linden douglingen@aol.com

Steering Committee

Wayne Champagne, Rich Batstone, Tom Zappala, Harold Samuels, Jo Johnson - Emeritus


Tour Director: Don Ross 617-584-5245

Sunshine: Sue Champagne sdchampagne1931@gmail.com

Newsletter Distribution: Sue Champagne sdchampagne1931@gmail.com



ATTENTION - The board would like to plan a few Saturday tours over the next month. If you have a suggestion please call Tour Dir. Don Ross or Pres Doug Farrell if you have a tour suggestion.



Tools for regrooving tires were available until the '70s. Back when you had bias ply tires there was enough meat on the tire to allow regrooving, especially for truck tires. Today's tire are so thin this can't and should not be done.

RE-GROOVE YOUR SMOOTH TYRES

Smooth tyres are illegal. With this simple British-made tool you can re-groove them almost like new in a few minutes to any pattern. No injury to tyres, less likelihood of punctures. 5,000 safe miles added to tyre life. Quick. Easy. A boy can re-groove perfect non-skids at first attempt. Ask your dealer, or send 4/9 (post free).

D.D. TYRE GROOVER
(Wide Groove Adaptor—cuts grooves $\frac{3}{8}$ in. wide—and 3 wide cutters 1/- extra).



D.D. DISTRIBUTORS, 59, NEW OXFORD ST., W.C.1.

Secretary's Report

No August 4, 2020 Meeting

Nothing to Report and Stay well

MEMBERS OUT & ABOUT IN THEIR MODEL A'S

I know this will be hard to believe but the club had it's first official tour on August 20. Yes, it was just an Ice Cream tour but the turn out was excellent. I guess the pent up demand for us to get out as a group for a short ice cream tour was just what we were waiting for as 12 Model A's, a Model T and a 65 Ford PU made the trip to Erikson's Ice Cream in Maynard. It was perfect weather for a tour and I could tell by the size of the ice creams everyone was eating the tour was a success. I have to say Erikson's did a good job keeping social distancing while the masked patrons were in line. The only mishap was to Doug Farrell's Coupe which suffered what appears to a broken started Bendix drive.

Hopefully we can get a few more tours like this scheduled over the next few months.



Nice turn out for the first tour of 2020. A total of 14 vehicles attended.



John Erb's "new" 1923 T



Doug & Nan leading the tour. Vintage photo was taken by granddaughter Jordan who came for the ride and Ice cream.

Weekend Getaway

The Stowe (now Waterbury), VT car show wasn't held this year, but a few of us went anyway. After 5 months of stay at home, the Linden's, Gadbois' and Marshall's decided not cancel our hotel rooms and still go to Stowe. As luck would have it the weather was perfect the four days we visited the area. The ride to Stowe is about 220 miles we had no troubles on the way up, but Rick had to change a leaky water pump the next day. In Vermont we had to follow the Covid rules that were in place but for the most part those were not a problem, everyone wore masks and did a good job social distancing. It was very noticeable how small the crowds were in Stowe compared to normal times. We did a lot of meals to go and enjoyed our pool side afternoon gatherings. Visited some neat locations, i.e., the old Red Mill, Little Fenway, traveled over dirt roads and stopped at the fudge shop and distillery. We let Rick & Anna go hiking the mountain while we hit the farmers market and got ice cream at Ben & Jerry's - note there was practically no one there. On Saturday there was an impromptu car parade as lot on VAE members met in Morrisville and drove to the fair grounds in Waterbury for a display. It was nice to see the cars go through town. The trip home was pleasant with a pond side picnic lunch. It was a very nice weekend.



Poolside socializing



Rick changing the water pump



Driving dirt roads



The Red Mill



Red Mill water power



Little Fenway



Picnic lunch at Dodge Pond

**FOR
SALE**

RUMBLE SEAT CUSHIONS

I have a set that have been sitting around in someone's garage or barn for many years. No rips but looks like they could be

cleaned up enough to be usable in a daily driver

A. Contact:

Don Freniere 603-229-2731

dlfreniere27@gmail.com



Not actual cushions




The Big Apple is now open !



Weekly Breakfast Group



Doing anything on Wednesday morning? No. Well then, you are invited to join the group for breakfast at the Big Apple, 890 Boston Post Road East (RT 20) in Marlborough, MA. The



food is good and there is plenty of Model A talk. New time 8:00AM (see ad page 11)



**MINUTEMAN
MODEL "A" FORD
CLUB OF MASSACHUSETTS**

2020 Membership Form

P.O. Box 545

Sudbury, MA 01776

Annual Dues \$20.00

First name: _____ Last name: _____

Spouse/Significant other: _____

Street: _____

City: _____ State: _____ Zip: _____

Email: _____ Phone: _____

Would you like to receive the newsletter via email? Yes: _____ No: _____

Are you a Members of: MAFCA: _____ MARC: _____ MAFFI: _____

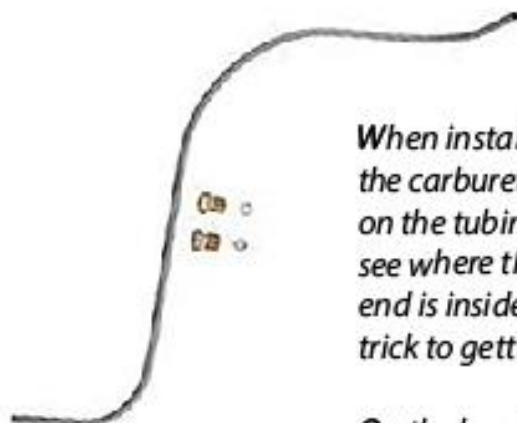
Model A Information: Year: _____ Body Style: _____

Please make check payable to: Minuteman Model A Club and mail to:

Minuteman Model A Club
PO Box 545
Sudbury, MA 01776

Jim's Tech Tip by Jim Cannon

Installing A New Fuel Line



When installing a new fuel line between the sediment bowl and the carburetor, you want to get the little brass ferrule locked down on the tubing about 1/8" from the end of the tubing. It is difficult to see where the ferrule is located on the tubing, though, when the end is inside the carburetor or the sediment bowl. Here's my little trick to getting it where you want it.



On the bench, before installing anything on the car, slip the tube nut and ferrule on the end of the fuel line like it will be installed on the car. See the photo. Place the ferrule on the tubing with 1/8" of tubing showing on the end. Gently press the nut up against the ferrule and mark that location with a little piece of masking tape.

Now when you install the tubing on the carburetor or sediment bowl, you hold the tubing in so that the tape is right at the edge of the nut while you tighten the nut. When the ferrule gets clamped down on the tubing, it will be in the right spot. You can take it apart to check.

I apply a few drops of oil to the threads of the nut and to the ferrule when tightening it all up for the first time, to help everything turn smoothly as it's being damped in place. Teflon tape should not be needed on these tube nuts and ferrules; they are designed to seal with just the nut being tightened. It does not hurt to put a thin film of non-hardening sealant on the ferrule, though, before installing, for extra protection against weeping fuel.

I hope this helps the installation of your next fuel line easier. Have a Model A Day! Jim



Copyright © 2000 Jim Cannon



From the Modesto Model A Club Newsletter

Simple Tech Talk by Keith Collins

FLOAT-A-MOTOR MOUNTS VS CASTER ADJUSTMENT

If you are using float A motor engine mounts, you need to read further. If you don't already know the float-A-motors could affect the caster setting of your wheel alignment. Does your car tend to wander when driving, are you constantly steering to keep the car on the road? These symptoms could be caused by incorrect caster. One simple step to take is to check the rear engine height.

Put the car on an even surface and measure under the top rail frame near the motor mount to the



FRAME RAIL & MOTOR MOUNT Fig 1



FLYWHEEL HOUSING & MOTOR MOUNT Fig 2

ground. Fig.1 Now measure from under the mounting lip of the flywheel housing to the ground. Fig.2 These distances should be the same. Many times the inside (flywheel housing) measurement will be a little longer. This indicates the engine is too high in the back and has affected the caster, making it harder to control your car. In order to

Continued page 9

correct the engine height, you can try tightening the pad bolts a little to see if this will pull the back of the engine down about a 1/16". Don't tighten too tight as this will defeat the purpose of the motor mounts. If that does not correct the height, you will need to shave a little material off the lower rubber mount, about 1/16" or more. Retake your measurements and take a test drive. If you have not changed your motor pads in the last 8 years you should do so as the rubber pads get hard, defeating the purpose of the float-A-motors.

Bratton's is making the float-A-motors out of ductile iron, not aluminum — very nice set.

It's wine time, see you next time

[1930/31] 135

FANCY TWEED COATING
[THREE-FOURTHS WOOL]
\$6.98 POSTPAID

17V8475—Tan
CONTRASTING
C. piping in the collar
trimmed with nar-
row insets on the
pockets, and an ac-
tivating area of trim-
ming in the tapered
apron model of heavy
sueded woven tread
shoes. (Lined with
chamois Rayon, and
cotton.) It is a
ready wearing coat
of elegant trim—
fur and fur collar
accent, then the
wide lapels, fol-
lowing it by pins. The
wide, button threaded
sleeve. Lined with
strong Haden.
Misses and Junior
 sizes—14 to 30 years.
Corresponding lengths,
at 14 inches. Size
100.

**THE NEW SILHOUETTE
EXPRESSES ITS HIGHEST CHARM
IN THESE COATS FOR MISSES**

Sizes for Misses and Juniors

Misses' Size	16	18	20	22	24	26	28	30
Junior Size	14	16	18	20	22	24	26	28
Length	32	34	36	38	40	42	44	46
Body Measure	32	34	36	38	40	42	44	46

**Smart
Lapels
Coney
Fur**

**Genuine
Squirrel
Fur
Collar**

22.50 POSTPAID

26.95 POSTPAID

**Our Two
Finest Coats
for Misses**

**FINE
ALL WOOL
BROADCLOTH
ALL SILK
WEARWEAVE
SATIN LINING**
17V8476—Tan
17V8477—Black
17V8478—Blue

**MODEL as left. A
new standing new
coat with graceful
lined fur collar and
wide lapels. The
sleeve has button
trim. Lined with
chamois Rayon.
Misses and Junior
 sizes—14 to 30 years.
Corresponding lengths,
at 14 inches. Size
100.**

\$16.98 POSTPAID

**THE NEW AND
FASHIONABLE
CELANESE
MOIRE**
\$12.98 POSTPAID

17V8485—Black
17V8486—Navy Blue
17V8487—Tan

**THE NEW AND
FASHIONABLE
CELANESE
MOIRE**
\$12.98 POSTPAID

17V8485—Black
17V8486—Navy Blue
17V8487—Tan

**RAM'S HEAD ALL WOOL
BROADCLOTH DOWN-TEX
ALL SILK
WEARWEAVE SATIN LINING**
17V8488—Tan
17V8489—Light Green
17V8490—Light Navy Blue

**BOTANY ALL WOOL
REPBLOOM
ALL SILK
CREPE SATIN LINING**
17V8491—Navy Blue
17V8492—Tan

HOW TO ORDER" AND OTHER INFORMATION - SEE INDEX FOR PAGE 55

2020 Tour revival

Finally we have been able to get together for a Model A tour and what a good turn out we had. The board is trying to get a few more tour scheduled on Saturdays so we can do a driving tour and not have to worry about night driving.

If you have an idea for a tour please contact Don Ross to discuss and we maybe we can put it on the schedule for all to enjoy.

This could be a scenic driving tour, maybe to someplace for food and/or ice cream.

We are all eager to get out and enjoy our Model A's and to meet with other members, masks and social distancing of course.

Class "A" Ads



**CENTRAL MASS
POWDER COATING**

It's all in the details

32 Greeley St
Clinton MA 01510
info@CentralMassPowderCoating.com
www.CentralMassPowderCoating.com

Chad Cote

(978) 365-1700



HAROLD SAMUELS

— Realtor, Broker —
Sales Associate at William Raveis

C. 781.572.1592 | F. 781.861.9601
harold.samuels@raveis.com
http://haroldsamuels.raveis.com

1713 Massachusetts Ave | Lexington, MA 02420

EST. 1840

H.H. WARREN INSURANCE AGENCY, INC.

22 GLEASONDALE ROAD, STOW, MA 01775

jsmith@hhwarreninsurance.com

JEFFREY D. SMITH
President

Telephone: (978) 897-7074
Fax: (978) 897-9320

Mm

**MITCHELL
MANUFACTURING**



Steve & Cyndi Mitchell

Mitchell MFG.

530-458-4500 800-859-2088
www.mitchelloverdrivemfg.com

MODEL A FORD
SYNCHRONIZED-TRANSMISSION FORD OVERDRIVES/UNDERDRIVES
VINTAGE CAR OVERDRIVES 1928-1948

P.O. Box 925

1157 Parker St.

Colusa, CA 95932



Only

Minuteman

License Plate Toppers

Contact Larry Conley

lonly30@aol.com

\$19.00



TAM'S MODEL "A" PARTS

42 TEMPLE STREET
WEST BOYLSTON, MA 01583

Tel: (508) 835-9292
(800) A-PARTS-1
Fax: (508) 835-9199

www.modelaparts.com
email: tamsforda@aol.com



Support Our Sponsors

When You Need Help Please Contact one of our Sponsors

Breakfast  Lunch

BIG APPLE

890 Boston Post Road East
Marlborough, MA

1988 BACK AGRE CIRCLE
MOUNTAIN AUTO, MD 21771



TOLL FREE
Order 8 800 255-1978
Fax 8 800 774-1630
(U.S. and Can. in Can.)

Information 9: (301) 629-9880
Unprocessed 24 hr: (301) 629-9880

- Our catalog contains more 1,200 Model A parts, each with a FULL description and illustration.
- Many full page schematic drawings to help identify parts and assembly sequence.
- Supplying quality by using over 90% U.S. made parts.
- Serving the Model A restorer with quality parts since 1977.

Send for a FREE 194 page illustrated
Model A catalog

WEB: www.brattons.com


200 Pleasant St.
Unit B
Towksbury, MA
01876



PVFORD.COM
Parts:
978.851.9159
Service:
978.848.0024




ANTIQU FORD & GM PARTS • FULL RESTORATIONS
GENERAL SERVICE • HOT ROD SPEED PARTS • FABRICATION



RICHARD BATSTONE
Sales Associate
(508) 393-5500 OFFICE, (978) 875-3387 CELL
(508) 449-4746 DIRECT
(508) 393-0023 FAX
Richard.Batstone@NEMoves.com




**COLDWELL
BANKER**

RESIDENTIAL BROKERAGE
Post Road Market Place
318 Main Street
Northborough, MA 01532
www.NewEnglandMoves.com

Owned And Operated By NRT LLC.



A-Ford-able Parts
Specializing in Model A Ford Parts 1928 - 1931
Phone: (706) 652-3866 • Fax: (706) 652-2492
Web site: www.mikes-afordable.com



EST. 1947

RUSMART
AUTO UPHOLSTERY

723 MAIN STREET (RTE. 12), NORTH OXFORD, MA 01537

Ken & Art Clements **(508) 987-1171**

CUSTOMS
ANTIQU
BOATS
RV'S

EVERYTHING FROM A TO Z!



**FREE
CATALOG**
\$10.00 Outside the U.S.



888-262-5712
snydersantiqueauto.com

THE WORLD'S LARGEST SUPPLIER OF 1808-31 FORD PARTS!



Minuteman Model "A" Ford Club
PO Box 545, Sudbury, MA 01776



September 2020

Please
Mail to:

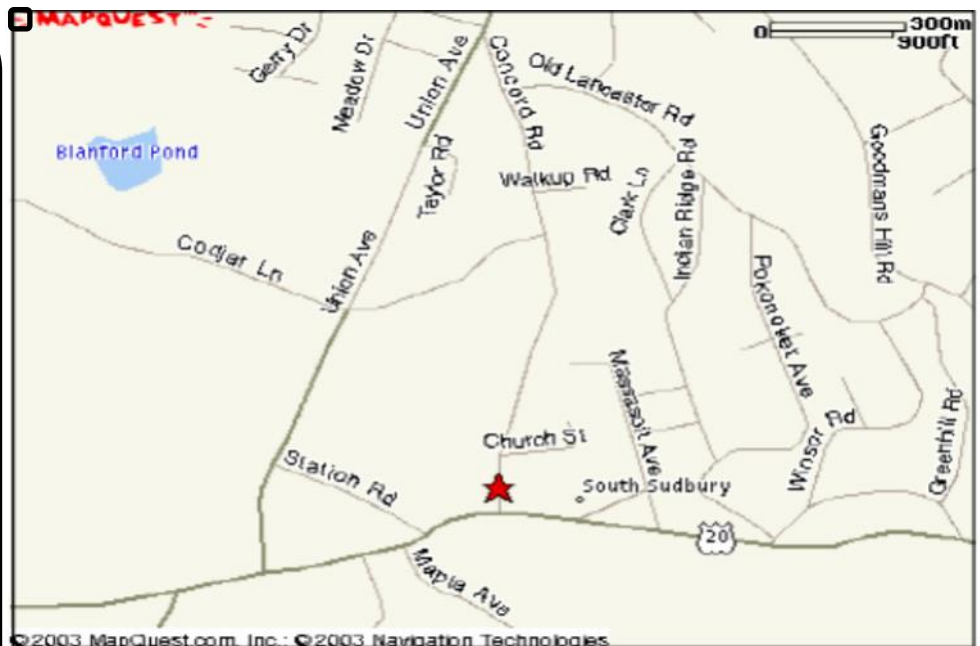
Be sure to visit www.oilleak.org

Sept - Meeting Canceled

No change to our overall situation in regards to our ability to conduct meetings and group gatherings. The church is still closed for meetings.

We are trying to restart some short tours so we can get out and enjoy our Model A's. Please watch for notices about any upcoming new tours or check the club website.

Please stay safe and wear your mask.



Monthly Meetings are held on the first Tuesday of the Month at the Memorial Congregational Church, 26 Concord Rd in Sudbury. Meetings start at 7:30 PM, preceded by "Tire Kicking" at 7:00 PM.